

Site Usage

285 Visits

45.26% Bounce Rate

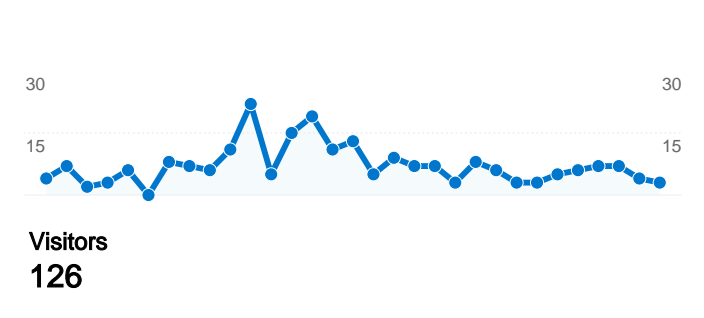
1,137 Pageviews

00:10:18 Avg. Time on Site

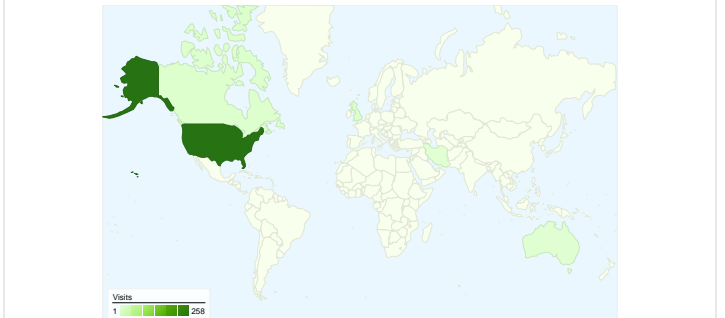
3.99 Pages/Visit

43.16% % New Visits

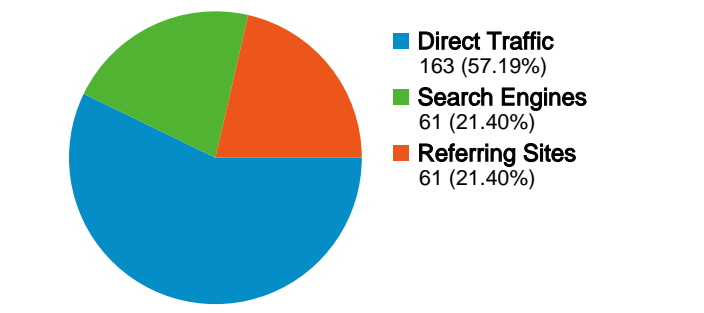
Visitors Overview



Map Overlay world



Traffic Sources Overview










Content Overview

Pages	Pageviews	% Pageviews
/dna/blog/	252	22.16%
/dna/blog/?page_id=30	163	14.34%
/dna/blog/?page_id=68	73	6.42%
/dna/blog/?page_id=82	39	3.43%
/dna/blog/?p=83	35	3.08%



126 people visited this site




-  **285** Visits
-  **126** Absolute Unique Visitors
-  **1,137** Pageviews
-  **3.99** Average Pageviews
-  **00:10:18** Time on Site
-  **45.26%** Bounce Rate
-  **43.16%** New Visits

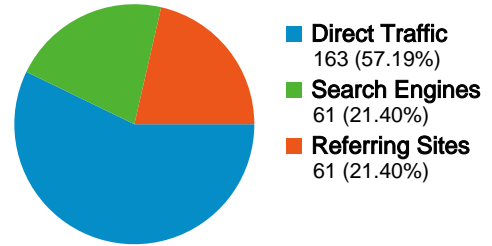
Technical Profile

Browser	Visits	% visits	Connection Speed	Visits	% visits
Internet Explorer	194	68.07%	Cable	188	65.96%
Firefox	88	30.88%	DSL	39	13.68%
Opera	2	0.70%	Unknown	27	9.47%
Safari	1	0.35%	Dialup	11	3.86%
			OC3	11	3.86%



All traffic sources sent a total of 285 visits

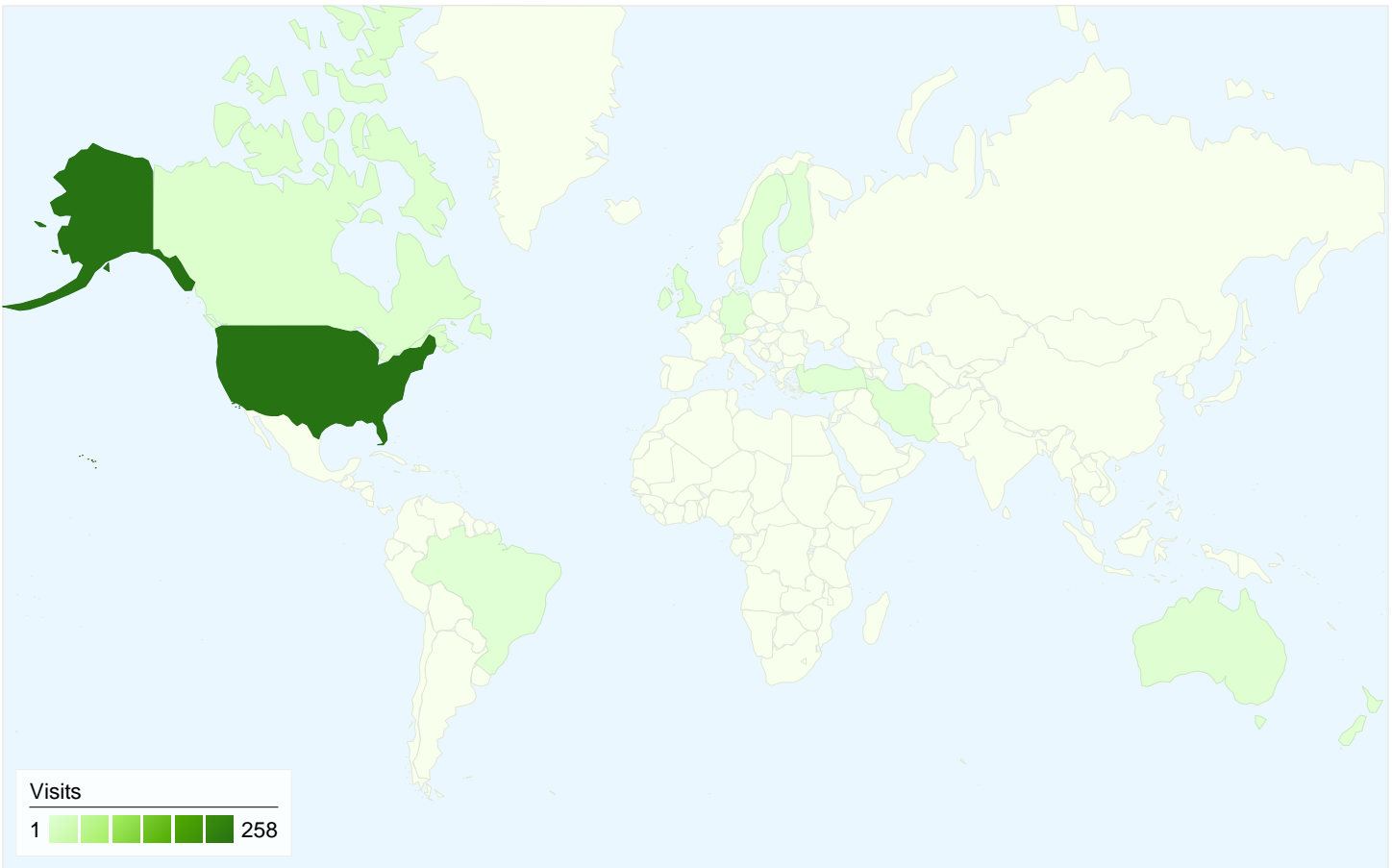
-  **57.19%** Direct Traffic
-  **21.40%** Referring Sites
-  **21.40%** Search Engines



Top Traffic Sources

Sources	Visits	% visits
(direct) ((none))	163	57.19%
google (organic)	40	14.04%
groups.yahoo.com (referral)	12	4.21%
yahoo (organic)	10	3.51%
blogfinder.genealogue.com	6	2.11%

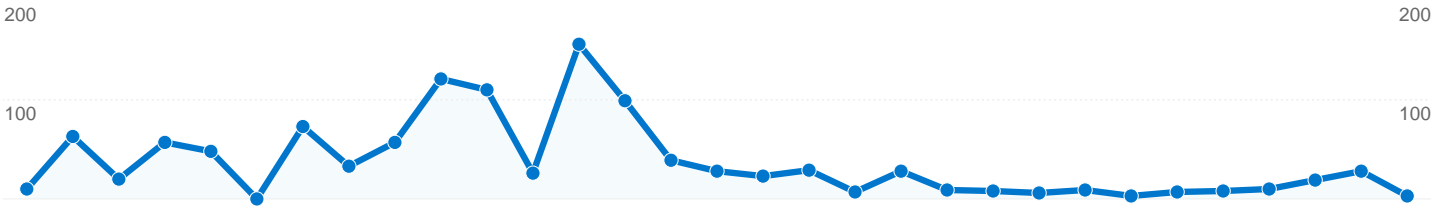
Keywords	Visits	% visits
i1a	4	6.56%
sturdevant dna	4	6.56%
sturdevant+dna	4	6.56%
what happened in norwalk in	4	6.56%
i haplogroup	2	3.28%



285 visits came from 13 countries/territories

Site Usage

Visits	Pages/Visit	Avg. Time on Site	% New Visits	Bounce Rate	
285 % of Site Total: 100.00%	3.99 Site Avg: 3.99 (0.00%)	00:10:18 Site Avg: 00:10:18 (0.00%)	43.16% Site Avg: 43.16% (0.00%)	45.26% Site Avg: 45.26% (0.00%)	
Country/Territory	Visits	Pages/Visit	Avg. Time on Site	% New Visits	Bounce Rate
United States	258	4.17	00:11:09	39.15%	42.64%
Canada	6	5.50	00:08:36	66.67%	16.67%
United Kingdom	6	1.33	00:00:25	83.33%	83.33%
Australia	3	2.00	00:00:42	66.67%	66.67%
Iran	2	1.00	00:00:00	100.00%	100.00%
New Zealand	2	1.00	00:00:00	100.00%	100.00%
Sweden	2	1.50	00:00:42	50.00%	50.00%
Brazil	1	1.00	00:00:00	100.00%	100.00%
Turkey	1	1.00	00:00:00	100.00%	100.00%
Switzerland	1	1.00	00:00:00	100.00%	100.00%



Pages on this site were viewed a total of 1,137 times

1,137 Pageviews

646 Unique Views

45.26% Bounce Rate

Top Content

Pages	Pageviews	% Pageviews
/dna/blog/	252	22.16%
/dna/blog/?page_id=30	163	14.34%
/dna/blog/?page_id=68	73	6.42%
/dna/blog/?page_id=82	39	3.43%
/dna/blog/?p=83	35	3.08%